





District Health Assessment for Multiple District 12 through September 2025

		Clubs							Membership							Member Strength		Cancellation		Reports			Finance	Leadership			
District Name	Status/ Number of Months in Status *	Active Clubs	Clubs in Status Quo	Total Clubs	% Status Quo Clubs in Financial Suspension	New Clubs	Cancelled Clubs	YTD Net Club Gain/Loss	Current Members In Active Clubs	Current Members In Status Quo Clubs	Current Total Members Count	YTD Add	YTD Drop	YTD NetGrowth (includes Active and Status Quo)	YTD NetGrowth% (includes Active and Status Quo)	Member Count 12 Months Ago	Average Member Count Per Club	% of Clubs with less than 20 members	Average Cancelled Club Age	Members Lost Due to Cancelled Clubs	% of Clubs Reporting Service	% No MMR in 3 Months	% No Officer Report in 12 months	% of Clubs with balance 90+ days	Number of Zone Chairs Recorded	Number of Region Chairs Recorded	District Officers Vacancies **
12 L	T(24)	31	0	31	0%	0	0	0	636	0	636	22	15	7	1.11%	602	21	45%	0	0	26%	45%	0%	16%	5	0	
12 I	T(24)	34	0	34	0%	0	0	0	787	0	787	31	19	12	1.55%	809	23	56%	0	0	44%	50%	0%	9%	4	0	2nd VDG
12 O	T(24)	27	0	27	0%	0	1	-1	557	0	557	25	25	0	0.00%	566	21	70%	81	3	33%	52%	0%	4%	0	0	
12 N	T(24)	34	0	34	0%	0	2	-2	718	0	718	23	28	-5	-0.69%	720	21	53%	69	1	56%	44%	6%	15%	3	2	
12 S	T(24)	37	0	37	0%	0	0	0	762	0	762	22	8	14	1.87%	804	21	59%	0	0	19%	51%	3%	14%	3	0	1st VDG
		163	0	163	0%	0	3	-3	3460	0	3460	123	95	28	0.82%	3,501	21	56%	73	4	36%	48%	2%	12%	15	2	



District Health Assessment for Multiple District 18 through September 2025

		Clubs							Membership							Member Strength		Cancellation		Reports			Finance	Leadership			
District Name	Status/ Number of Months in Status *	Active Clubs	Clubs in Status Quo	Total Clubs	% Status Quo Clubs in Financial Suspension	New Clubs	Cancelled Clubs	YTD Net Club Gain/Loss	Current Members In Active Clubs	Current Members In Status Quo Clubs	Current Total Members Count	YTD Add	YTD Drop	YTD NetGrowth (includes Active and Status Quo)	YTD NetGrowth% (includes Active and Status Quo)	Member Count 12 Months Ago	Average Member Count Per Club	% of Clubs with less than 20 members	Average Cancelled Club Age	Members Lost Due to Cancelled Clubs	% of Clubs Reporting Service	% No MMR in 3 Months	% No Officer Report in 12 months	% of Clubs with balance 90+ days	Number of Zone Chairs Recorded	Number of Region Chairs Recorded	District Officers Vacancies **
18 L	T(24)	37	0	37	0%	0	0	0	1089	0	1089	46	45	1	0.09%	1,085	29	38%	0	0	43%	41%	5%	11%	7	0	2nd VDG
18 I	T(24)	45	0	45	0%	0	1	-1	871	0	871	41	38	3	0.35%	926	19	64%	30	1	56%	42%	7%	18%	8	0	GMT
18 O	T(24)	40	0	40	0%	0	0	0	739	0	739	13	43	-30	-3.90%	780	18	68%	0	0	15%	53%	10%	18%	7	0	2nd VDG
18 N	T(24)	46	0	46	0%	0	0	0	1022	0	1022	24	18	6	0.59%	1,032	22	65%	0	0	39%	46%	0%	13%	7	3	
		168	0	168	0%	0	1	-1	3721	0	3721	124	144	-20	-0.53%	3,823	22	60%	30	1	39%	45%	5%	15%	29	3	




District Health Assessment for Multiple District 30 through September 2025

Status/ District Name of Months in Status *		Clubs							Membership							Member Strength		Cancellation		Reports			Finance		Leadership		
		Active Clubs	Clubs in Status Quo	Total Clubs	% Status Quo Clubs in Financial Suspension	New Clubs	Cancelled Clubs	YTD Net Club Gain/ Loss	Current Members In Active Clubs	Current Members In Status Quo Clubs	Current Total Members Count	YTD Add	YTD Drop	YTD NetGrowth (includes Active and Status Quo)	YTD NetGrowth% (includes Active and Status Quo)	Member Count 12 Months Ago	Average Member Count Per Club	% of Clubs with less than 20 members	Average Cancelled Club Age	Members Lost Due to Cancelled Clubs	% of Clubs Reporting Service	% No MMR in 3 Months	% No Officer Report in 12 months	% of Clubs with balance 90+ days	Number of Zone Chairs Recorded	Number of Region Chairs Recorded	District Officers Vacancies **
30 M	T(24)	42	0	42	0%	0	1	-1	773	0	773	32	32	0	0.00%	794	18	60%	32	5	24%	38%	7%	26%	0	0	DG,2nd VDG,GST
30 S	T(24)	35	0	35	0%	0	0	0	680	0	680	28	22	6	0.89%	702	19	71%	0	0	14%	40%	6%	29%	0	0	
		77	0	77	0%	0	1	-1	1453	0	1453	60	54	6	0.41%	1,496	19	65%	32	5	19%	39%	6%	27%	0	0	




District Health Assessment for Multiple District 31 through September 2025

		Clubs							Membership							Member Strength		Cancellation		Reports			Finance	Leadership			
District Name	Status/ Number of Months in Status *	Active Clubs	Clubs in Status Quo	Total Clubs	% Status Quo Clubs in Financial Suspension	New Clubs	Cancelled Clubs	YTD Net Club Gain/Loss	Current Members In Active Clubs	Current Members In Status Quo Clubs	Current Total Members Count	YTD Add	YTD Drop	YTD NetGrowth (includes Active and Status Quo)	YTD NetGrowth% (includes Active and Status Quo)	Member Count 12 Months Ago	Average Member Count Per Club	% of Clubs with less than 20 members	Average Cancelled Club Age	Members Lost Due to Cancelled Clubs	% of Clubs Reporting Service	% No MMR in 3 Months	% No Officer Report in 12 months	% of Clubs with balance 90+ days	Number of Zone Chairs Recorded	Number of Region Chairs Recorded	District Officers Vacancies **
31 L	T(24)	42	0	42	0%	0	0	0	641	0	641	22	16	6	0.94%	661	15	74%	0	0	36%	45%	29%	12%	6	3	2nd VDG
31 I	T(24)	44	0	44	0%	0	1	-1	842	0	842	23	21	2	0.24%	865	19	59%	69	11	30%	61%	9%	7%	8	0	
31 O	T(24)	51	0	51	0%	0	0	0	1036	0	1036	57	23	34	3.39%	1,056	20	55%	0	0	49%	55%	0%	2%	9	0	2nd VDG
31 N	T(24)	51	0	51	0%	0	0	0	938	0	938	19	38	-19	-1.99%	962	18	75%	0	0	37%	61%	8%	20%	9	0	
31 S	T(24)	43	0	43	0%	0	0	0	787	0	787	18	23	-5	-0.63%	833	18	60%	0	0	40%	58%	23%	23%	0	0	2nd VDG
		231	0	231	0%	0	1	-1	4244	0	4244	139	121	18	0.43%	4,377	18	65%	69	11	39%	56%	13%	13%	32	3	




District Health Assessment for Multiple District 32 through September 2025

	Status/ Number Name of Months in Status *	Clubs							Membership							Member Strength		Cancellation		Reports			Finance	Leadership			
		Active Clubs	Clubs in Status Quo	Total Clubs	% Status Quo Clubs in Financial Suspension	New Clubs	Cancelled Clubs	YTD Net Club Gain/ Loss	Current Members In Active Clubs	Current Members In Status Quo Clubs	Current Total Members Count	YTD Add	YTD Drop	YTD NetGrowth (includes Active and Status Quo)	YTD NetGrowth% (includes Active and Status Quo)	Member Count 12 Months Ago	Average Member Count Per Club	% of Clubs with less than 20 members	Average Cancelled Club Age	Members Lost Due to Cancelled Clubs	% of Clubs Reporting Service	% No MMR in 3 Months	% No Officer Report in 12 months	% of Clubs with balance 90+ days	Number of Zone Chairs Recorded	Number of Region Chairs Recorded	District Officers Vacancies **
	32 C	53	0	53	0%	0	1	-1	1316	0	1316	43	36	7	0.53%	1,343	25	53%	30	0	57%	42%	13%	19%	8	0	
	32 S	59	0	59	0%	0	0	0	1591	0	1591	66	49	17	1.08%	1,539	27	44%	0	0	51%	39%	12%	24%	10	0	
		112	0	112	0%	0	1	-1	2907	0	2907	109	85	24	0.83%	2,882	26	48%	30	0	54%	40%	13%	21%	18	0	




District Health Assessment for Multiple District 34 through September 2025

		Clubs							Membership							Member Strength		Cancellation		Reports			Finance	Leadership			
District Name	Status/ Number of Months in Status *	Active Clubs	Clubs in Status Quo	Total Clubs	% Status Quo Clubs in Financial Suspension	New Clubs	Cancelled Clubs	YTD Net Club Gain/Loss	Current Members In Active Clubs	Current Members In Status Quo Clubs	Current Total Members Count	YTD Add	YTD Drop	NetGrowth (includes Active and Status Quo)	NetGrowth% (includes Active and Status Quo)	Member Count 12 Months Ago	Average Member Count Per Club	% of Clubs with less than 20 members	Average Cancelled Club Age	Members Lost Due to Cancelled Clubs	% of Clubs Reporting Service	% No MMR in 3 Months	% No Officer Report in 12 months	% of Clubs with balance 90+ days	Number of Zone Chairs Recorded	Number of Region Chairs Recorded	District Officers Vacancies **
34 A	T(24)	41	0	41	0%	2	0	2	1089	0	1089	90	23	67	6.56%	1,023	27	54%	0	0	27%	46%	0%	10%	9	2	GLT
34 B	T(24)	36	0	36	0%	1	0	1	760	0	760	52	10	42	5.85%	679	21	61%	0	0	25%	44%	0%	17%	8	0	GLT
34 C	T(24)	35	0	35	0%	0	0	0	924	0	924	32	13	19	2.10%	934	26	40%	0	0	31%	43%	6%	23%	7	1	GLT
		112	0	112	0%	3	0	3	2773	0	2773	174	46	128	4.84%	2,636	25	52%	0	0	28%	45%	2%	16%	24	3	




District Health Assessment for Multiple District 35 through September 2025

		Clubs							Membership							Member Strength		Cancellation		Reports			Finance	Leadership			
District Name	Status/ Number of Months in Status *	Active Clubs	Clubs in Status Quo	Total Clubs	% Status Quo Clubs in Financial Suspension	New Clubs	Cancelled Clubs	YTD Net Club Gain/Loss	Current Members In Active Clubs	Current Members In Status Quo Clubs	Current Total Members Count	YTD Add	YTD Drop	YTD NetGrowth (includes Active and Status Quo)	YTD NetGrowth% (includes Active and Status Quo)	Member Count 12 Months Ago	Average Member Count Per Club	% of Clubs with less than 20 members	Average Cancelled Club Age	Members Lost Due to Cancelled Clubs	% of Clubs Reporting Service	% No MMR in 3 Months	% No Officer Report in 12 months	% of Clubs with balance 90+ days	Number of Zone Chairs Recorded	Number of Region Chairs Recorded	District Officers Vacancies **
35 L	T(24)	53	0	53	0%	0	0	0	1068	0	1068	50	18	32	3.09%	1,062	20	58%	0	0	45%	49%	6%	13%	4	0	GLT
35 I	T(24)	38	0	38	0%	0	0	0	1009	0	1009	49	27	22	2.23%	1,042	27	42%	0	0	58%	32%	8%	21%	7	0	
35 O	T(24)	42	0	42	0%	0	1	-1	1045	0	1045	52	27	25	2.45%	1,108	25	50%	20	0	57%	33%	17%	21%	8	2	
35 N	T(24)	51	0	51	0%	0	0	0	1087	0	1087	41	59	-18	-1.63%	1,126	21	63%	0	0	35%	29%	8%	29%	11	0	
		184	0	184	0%	0	1	-1	4209	0	4209	192	131	61	1.47%	4,338	23	54%	20	0	48%	36%	9%	21%	30	2	



District Health Assessment for Multiple District 51 through September 2025

		Clubs							Membership							Member Strength		Cancellation		Reports			Finance	Leadership			
District Name	Status/ Number of Months in Status *	Active Clubs	Clubs in Status Quo	Total Clubs	% Status Quo Clubs in Financial Suspension	New Clubs	Cancelled Clubs	YTD Net Club Gain/Loss	Current Members In Active Clubs	Current Members In Status Quo Clubs	Current Total Members Count	YTD Add	YTD Drop	YTD NetGrowth (includes Active and Status Quo)	YTD NetGrowth% (includes Active and Status Quo)	Member Count 12 Months Ago	Average Member Count Per Club	% of Clubs with less than 20 members	Average Cancelled Club Age	Members Lost Due to Cancelled Clubs	% of Clubs Reporting Service	% No MMR in 3 Months	% No Officer Report in 12 months	% of Clubs with balance 90+ days	Number of Zone Chairs Recorded	Number of Region Chairs Recorded	District Officers Vacancies **
51 O		51	0	51	0%	0	0	0	1989	0	1989	34	65	-31	-1.53%	1,899	39	20%	0	0	59%	33%	0%	35%	9	4	
51 E	T(24)	26	0	26	0%	1	0	1	685	0	685	47	33	14	2.09%	629	26	42%	0	0	54%	38%	12%	38%	5	0	
51 C	T(24)	29	0	29	0%	0	0	0	883	0	883	37	33	4	0.46%	841	30	28%	0	0	69%	34%	14%	48%	6	1	
		106	0	106	0%	1	0	1	3557	0	3557	118	131	-13	-0.36%	3,369	34	27%	0	0	60%	35%	7%	40%	20	5	



District Health Assessment for Multiple District 60 through September 2025

District Name	Status/ Number of Months in Status *	Clubs							Membership							Member Strength		Cancellation		Reports			Finance		Leadership		
		Active Clubs	Clubs in Status Quo	Total Clubs	% Status Quo Clubs in Financial Suspension	New Clubs	Cancelled Clubs	YTD Net Club Gain/ Loss	Current Members In Active Clubs	Current Members In Status Quo Clubs	Current Total Members Count	YTD Add	YTD Drop	YTD NetGrowth (includes Active and Status Quo)	YTD NetGrowth% (includes Active and Status Quo)	Member Count 12 Months Ago	Average Member Count Per Club	% of Clubs with less than 20 members	Average Cancelled Club Age	Members Lost Due to Cancelled Clubs	% of Clubs Reporting Service	% No MMR in 3 Months	% No Officer Report in 12 months	% of Clubs with balance 90+ days	Number of Zone Chairs Recorded	Number of Region Chairs Recorded	District Officers Vacancies **
60 A		54	0	54	0%	0	0	0	1629	0	1629	24	22	2	0.12%	1,615	30	13%	0	0	72%	35%	4%	39%	7	3	
60 B		57	2	59	0%	0	0	0	1952	34	1986	11	26	-15	-0.75%	1,947	34	20%	0	0	81%	44%	3%	36%	11	4	
		111	2	113	0%	0	0	0	3581	34	3615	35	48	-13	-0.36%	3,562	33	17%	0	0	77%	40%	4%	37%	18	7	

* - District Status: P - Provisional, T - Transitional.
** - District Officers Vacancies: DG - District Governor, 1st VDG - First Vice District Governor, 2nd VDG - Second Vice District Governor.